

PG-302



NIKKO

JNTO Website : <http://www.jnto.go.jp>

Tourist Information Center (TIC)

10th Fl., Tokyo Kotsu Kaikan Bldg., 2-10-1,

Yurakucho, Chiyoda-ku, Tokyo 100-0006

Tel. (03)3201-3331

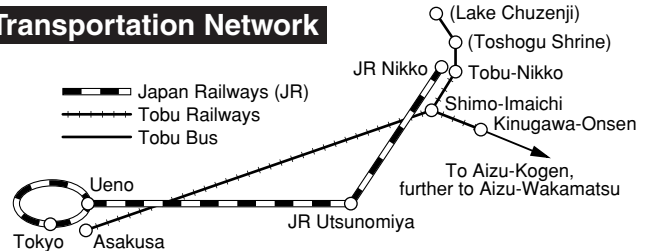


"YOKOSO" means "welcome"

Access from Tokyo:

- By Tobu Railways Nikko Line from Asakusa Sta.:**
(Tobu Railways Asakusa Sta. is a few minutes walk from Asakusa Sta. on Subway Ginza or Toei Asakusa Line.)
*Excursion Tickets are available (See page 2/4).

Transportation Network



Train Schedule between Asakusa and Tobu-Nikko:

Train	One-way Fare	Time Required	Seats	Departure Times from Asakusa					Departure Times from Nikko				
				7:30	*8:00	Φ8:30	*9:00	Δ9:30	*6:54	*7:37	*8:51	*9:17	9:54
Limited Express "Kegon" "Kinu"	¥2,620 (weekday)	1 hrs. – 50 min.	Reservation required	*10:00	*11:00	*11:30	*12:00	*12:30	*10:25	*11:25	Φ11:54	*12:25	Δ12:54
				*13:30	*14:00	*14:30	*15:00	*16:00	*13:25	*14:25	*14:47	*15:08	*15:47
				*17:00	*18:00	*19:00	20:00	21:00	16:21	*Φ16:47	*17:19	Δ17:53	*18:43
Rapid	¥1,320	2 hrs. 10 min.	Unreserved seats only	6:20	7:10	8:10	9:10	10:20	6:29	7:45	8:58	9:59	10:59
				11:20	12:20	13:20	14:20	15:20	11:59	12:59	13:59	14:59	15:59
				16:20					16:59	17:58	18:51	19:59	

- Notes:**
- Trains marked with Φ are operated on Fri., Sat. & Sun. during Jun. 1–Jun 19, Sep. 1–20, Nov. 24–Apr. 20
 - Trains marked with Δ are operated daily during Apr. 21–May 31, Jul. 20–Aug. 31, Sep. 21–Nov. 23
 - Trains without the above-mentioned marks are operated daily.
 - Trains marked with * are not direct ones; it is necessary to transfer at Shimo-Imaichi Sta.

- By JR Utsunomiya Line (Shonan-Shinjuku Line) and Nikko Line from Tokyo Sta. or Shinjuku Sta.:**
Necessary to change trains at Utsunomiya Sta.

Train Schedule between Tokyo and Utsunomiya:

Train	One-way Fare	Time Required	Seats	Departure Time from Tokyo	Departure Times from Utsunomiya
Tohoku Shinkansen (Super Express)	¥4,600 (Unreserved)	50 min. by "YAMABIKO" 55 min. by "NASUNO"	Reserved & Unreserved	Every 20 min. – 40 min. Between 6:04 and 22:44	Every 20 min. – 40 min. Between 6:25 and 22:33

Train Schedule between Shinjuku and Utsunomiya:

Train	One-way Fare	Time Required	Seats	Departure Time from Shinjuku	Departure Times from Utsunomiya
Rapid	¥1,890	1 hr. 45 min.	Unreserved seat only	#9:07 13:28 #17:32 Δ9:24 14:28 10:28 15:28 11:28 16:28 12:28 Δ17:26	9:40 14:39 10:39 15:39 11:40 Δ18:11 12:39 13:39

- Notes:**
- Trains marked with # are operated on weekdays.
 - Trains marked with Δ are operated on Sat., Sun., and national holidays.

Train Schedule between Utsunomiya and Nikko (all are local trains):

One-way Fare	Time Required	Departure Times from Utsunomiya								Departure Times from Nikko							
¥740	40-50 min.	6:01	6:33	7:03	7:36	8:24	9:12	9:58	10:36	5:15	6:04	6:50	7:23	8:11	8:43	9:28	10:04
		11:38	12:35	13:32	14:30	15:02	15:31	16:17	16:36	10:50	11:41	12:28	13:35	14:18	15:18	16:00	16:44
		17:14	18:06	18:33	19:16	20:02	20:54	21:54	22:45	17:08	17:35	18:21	19:01	19:30	20:05	20:52	21:43

How to Get Around:

- Between Nikko Sta. and Toshogu Shrine area:**

On Foot: It takes about 20 min. to Shinkyo Bridge beyond which is the shrine and temple area.

By Bus: Frequent bus service is available from No. 1 and 2 Bus Signs in front of Tobu-Nikko Sta. Get off either at Shinkyo (7-min. ride. ¥190) or Nishi-sando (10-min. ride. ¥300) Bus Stop.

- Between Nikko Sta. and Lake Chuzenji area:**

Buses from JR Nikko or Tobu-Nikko Sta. drive up the hair-pin-curved No. 2 Irohazaka Drive to Lake Chuzenji. It is a 45-min. ride to Chuzenji Onsen Bus Stop (fare: ¥1,100) from where you can walk to Kegon Falls, to Fune-no-eki cruise boat pier.

3. Between Toshogu Shrine and Lake Chuzenji area:

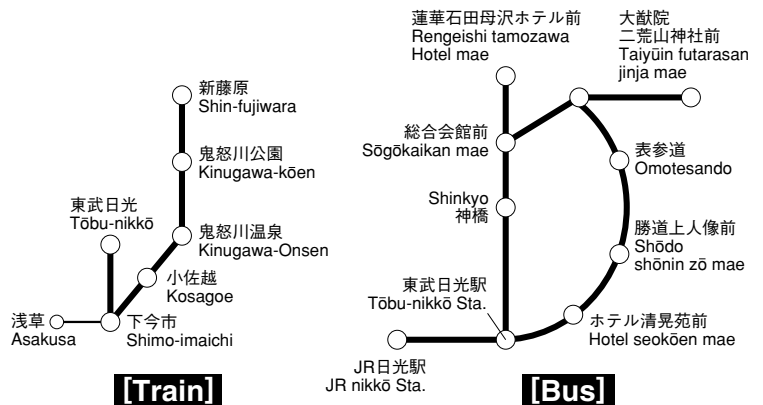
If you are going from the shrine area to Lake Chuzenji, you can catch a bus bound for Yumoto Onsen or Chuzenji Onsen.

Bus Schedule: () are bus routes.

Departure Times from Tobu-Nikko Station						Departure Times from Yumoto-Onsen								
(Tobu-Nikko Station → Shinkyo Bridge → Nishi-sando → Chuzenji Onsen → Yumoto Onsen)						(Yumoto Onsen → Chuzenji Onsen → Nishi-sando → Shinkyo Bridge → Tobu-Nikko Station)								
6:13	Δ6:35	*7:03	*7:38	*Δ8:16	Δ8:33	*8:36	7:27	8:26	9:25	10:15	11:30	12:00	12:35	13:10
*Δ9:20	*9:26	*10:01	Δ10:27	10:30	*10:56	*11:26	13:30	14:00	14:30	15:15	16:11	17:05	18:16	19:10
*Δ11:54	Δ12:10	12:23	*12:31	Δ12:55	*13:29	Δ14:30								
*14:36	*15:36	*Δ16:22	*16:36	*17:36	Δ18:30	*Δ19:01								
Departure Times from Chuzenji Onsen														
(Chuzenji Onsen → Nishi-sando → Shinkyo Bridge → Tobu-Nikko Station)														
7:20	7:57	9:07	9:30	9:45	10:06	10:30	10:56							
11:30	12:02	12:41	12:50	13:07	13:22	13:42	14:11							
14:23	14:41	15:02	15:25	15:56	16:43	17:10	17:37							
18:47	19:20	19:39												

*** Excursion Ticket**

(1) "World Heritage Pass" includes round trip between Asakusa and Nikko by Tobu Railways train and as many rides as you like on Tobu trains and buses within the designated area as shown at the right. Also, with this pass you can get discounts on Tobu World Square, Edo Wonderland Nikko, Western Village, Kinugawa Onsen Ropeway, Kuriyama Village bus and Kinugawa River Raft Rides. Free admission to a 10% discount on the aerial ropeway ride to Akechidaira and on the boat cruise ride on Lake Chuzenji. This pass is valid for 2 days and costs ¥3,760 (¥1,780 for children). The pass doesn't include surcharges for Tobu Limited Express "Spacia" (¥1,400 one way).

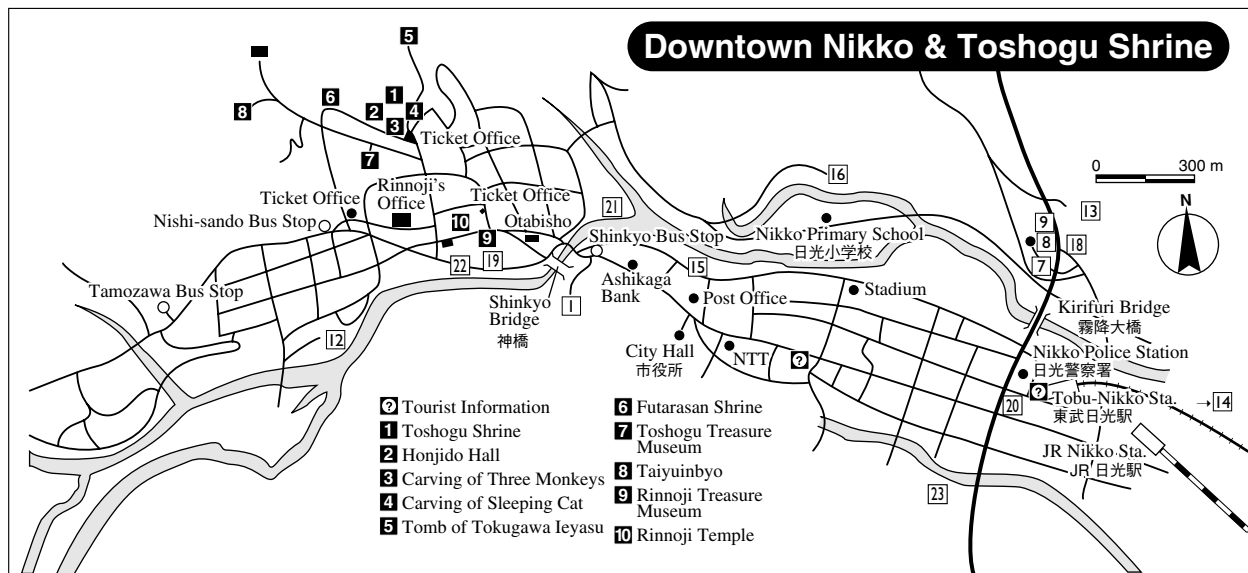


TOSHOGU SHRINE AREA

Places of Interest:

Shinkyo Bridge (神橋), or Sacred Bridge, arches gracefully over the Daiya River.

Futarasan Shrine (二荒山神社), located between Toshogu Shrine and Taiyuin Mausoleum, is the oldest complex in the district, dating from 767. It includes 23 buildings designated as Important Cultural Properties.



Numbers in white square like 1 correspond to those in the "Accommodations" list on page 4/4.

Yomeimon Gate (陽明門), the gate to the main shrine building of Toshogu, is the most famous structure of the shrine and is a National Treasure.

Toshogu Shrine (東照宮), a 15-min. walk from Shinkyo Bus Stop, was completed in its present splendor in 1636 for dedication to the founder of the Tokugawa Shogunate. Most of the shrine buildings and many parts are designated as National Treasures or Important Cultural Properties.

Taiyuinbyo (大猷院廟), a 7-min. walk from Toshogu Shrine, is the mausoleum of the third Shogun Tokugawa Iemitsu. Admission: ¥550.

Rinnoji Temple (輪王寺) is located at Omotesando (the main approach to the shrine) on the way from Shinkyo Bridge. Open: 8:00-17:00 (Apr.-Oct.). 8:00-16:00 (Nov.-Mar.)(Enter before 30 min.)

Admission Fees in the Toshogu Shrine Area:

Toshogu Shrine			Rinnoji Temple			Futarasan Shrine		
Toshogu Ticket		¥1,300	Rinnoji Ticket		¥900	Futarasan Ticket		¥200
	Sleeping cat, Tmob of Ieyasu	¥520		Taiyuin*	¥550		Shinen	¥200
	except above*				Sambutudo*		¥400	except above*
Treasure Museum		¥500	Treasure Museum		¥300			
Museum		¥800						

* 2 shrines and 1 temple visitor's pass is available these zone. Admission fee ¥1,000.

LAKE CHUZENJI AREA

Lake Chuzenji (中禪寺湖) is especially beautiful in early May for its cherry blossoms and in Oct. its brilliant crimson foliage. Regular boat service on the lake connects Fune-no-eki Pier (5-min. walk from Chuzenji Onsen Bus Stop) with Shobugahama in 20 min. The service is suspended from Dec. through Mar.

Chuzenji Onsen (中禪寺温泉), on the northeastern shore of the lake, is the center of the Lake Chuzenji area. There are many souvenir shops, restaurants and Japanese-style inns with hot spring baths.

Kegon Falls (華嚴ノ滝), a 5-min. walk from Chuzenji Onsen Bus Stop, is one of the most famous waterfalls in all Japan. You can get close to the base of the waterfall by elevator (¥530).

Futarasan Shrine Chugushi (二荒山神社中宮祠), a 10-min. walk from Chuzenji Onsen Bus Stop, was founded in 784. Some shrine buildings are Important Cultural Properties. A trail to the top of Mt. Nantai begins here. Admission: ¥300

Chuzenji Temple (中禪寺) or **Tachiki Kannon** (立木観音), a 15 – 20-min. walk from Chuzenji Onsen Bus Stop, houses the famous statue of the One-Thousand-Armed Goddess. Admission: ¥500.

Akechidaira (明智平), 40 min. by bus from Nikko sta., then 3 min. by aerial ropeway, is an observatory which commands a magnificent view.

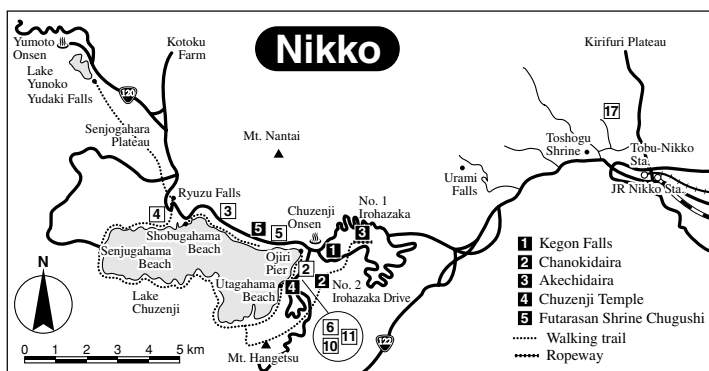
INNER PART OF NIKKO (OKU-NIKKO)

Mt. Nantai (男体山), alt. 2,486 m, is open to climbers from May 5 until Oct. 25. 3 – 4-hr. climb.

Yumoto Onsen (湯元温泉), 1 hr. 20 – 30 min. from Nikko Sta. or 30 min. from Chuzenji Onsen by bus, lies 1,478 m above sea level and is surrounded by mountains on all sides except on the south where it is open to Lake Yunoko. There are many luxurious Japanese-style inns.

Lake Yunoko (湯ノ湖) is good for fishing, boating and walking. Yudaki Falls is on the southern end; you can walk down to the basin.

Senjogahara Plateau (戦場ヶ原), extending between Lake Chuzenji and Lake Yunoko, is a vast marshy plateau and is a good place for hiking.



Numbers in white square like [2] correspond to those in the "Accommodations" list on page 4/4.

OTHER PLACES OF INTEREST IN AND AROUND NIKKO

Nikko Botanical Garden (日光植物園), close to Hanaishicho Bus Stop which is 10 min. by bus from Nikko Sta., contains about 2,200 varieties of plants, including many Nikko alpine flora. Open 9:00 – 16:30 (gate closes at 16:00). Closed Dec. 1 – Apr. 14 & Mon. Admission: ¥330.

Tobu World Square (東武ワールドスクウェア), 5 min. by bus from Kinugawa Onsen Sta. on the Tobu Kinugawa Line, preserves 1/25 replicas of famous and historic architectural structures from all over the world. (See <http://www.tobuws.co.jp/>) The park covers an area of 87,367 sq. meters and is divided into the zones of Modern Japan, America, Egypt, Europe, Asia and Japan (traditional). Open daily 9:00-17:00 (Mar. 20-Nov. 10), 9:00-16:00 (Nov. 11-Mar. 19) (enter 1 hr. before closing). Admission: ¥2,500

Nikko Edomura Village (日光江戸村) is an amusement park which reproduces Edo Period culture and life through a variety of attractions and performances. Ninja Karakurikando (Ninja Maze) and a variety of Gekijo Theaters. Open daily 9:00 – 17:00 (Mar. 20 – Nov. 30), 9:30 – 16:00 (Dec. 1 – Mar. 19). Access: Get off at Kinugawa Onsen Sta. A bus is operated between the station and Edomura Village. For the bus schedule, call the Tokyo Office of Edomura Village at (0120)44-8999 (in Japanese), (Toll Free).

Kinugawa Onsen (鬼怒川温泉) is a popular hot spring resort with many large-capacity, multi-storied Ryokan. Minshuku are also available. Trips on Kinu River by man-oared boat are operated from early Apr. through early Nov. A nice nature trail is laid out in Ryuokyo Gorge, 12 min. by bus from Kinugawa Onsen Sta.



TOURIST INFORMATION

("i" Tourist Information Offices)

Tobu Nikko Station Information Center:

Tobu-Nikko Station, 4-3, Matsubara-cho, Nikko City, Tochigi Pref.
8:30 – 17:00 Tel. (0288)53-4511









Nikko Information Center:

591, Goko-machi, Nikko City, Tochigi Pref. Tel. (0288)53-3795
9:00 – 17:00

Utsunomiya Information Office:

2nd fl., JR Utsunomiya Station, 1-23, Kawamuko-machi,
Utsunomiya City, Tochigi Pref. Tel. (028)636-2177
8:30 – 20:00; Closed on Dec. 29 – Jan.3

Accommodations:

Name of Facilities	Tel.	Fax.	Room Rate (¥)
1 Nikko Kanaya Hotel (H)	(0288)54-0001	(0288)53-2487	¥¥¥
2 Nikko Lakeside Hotel (H)	(0288)55-0321	(0288)55-0771	¥¥¥
3 Chuzeji Kanaya Hotel (H)	(0288)51-0001	(0288)51-0011	¥¥¥
4 Nikko Prince Hotel (H)	(0288)55-1111	(0288)55-0669	¥¥
5 Kazushige (M)	(0288)55-0163	(0288)55-0163	¥
6 Shirakaba (M)	(0288)55-0142	(0288)55-0142	¥
7 Narusawa Lodge (M) 	(0288)54-1630	(0288)54-1630	¥
8 Nikko Kisuge-so (M)	(0288)54-1208	(0288)54-1208	¥
9 Rindou-no-ie (M) 	(0288)53-0131	(0288)53-0131	¥
10 Okajin (M)	(0288)55-0410	(0288)55-0717	¥
11 Miharashi (M)	(0288)55-0103	(0288)55-0029	¥
12 Turtle Inn Nikko (P) 	(0288)53-3168	(0288)53-3883	¥
13 Humpty Dumpty (P)	(0288)53-4365	(0288)53-4376	¥
14 Country Hotel Road House (P)	(0288)54-2603	(0288)53-4395	¥
15 Nikko Daiyagawa Youth Hostel (Y)	(0288)54-1974	(0288)54-1974	¥
16 Nikko Koryu Sokushin Center 	(0288)54-1013		¥
17 Ogurayama Sanso (PE)	(0288)54-2487	(0288)53-1060	¥
18 Logette Sainbois (P) 	(0288)53-0082	(0288)53-5212	¥
19 Gast-Hof Mokuba (P) 	(0288)54-0271		¥
20 Hotel Nikkokan (R) 	(0288)54-0398	(0288)54-0388	¥
21 Hotel Natural Garden Nikko (H)	(0288)53-2460		¥¥
22 Annex Turtle Hotori-an (R) 	(0288)53-3663	(0288)53-3883	¥
23 Nikko Green Hotel (R)	(0288)54-1756	(0288)54-1144	¥¥

Remarks:

1 - 23 correspond to those on the maps on pages 2/4 & 3/4.

H = Hotel

R = Ryokan

M = Minshuku (family-run inn)

Y = Youth Hostel

Rate for a twin room.

Rate per person.

Rate per person.

Rate per person.

¥¥¥

more than 15,000 yen

¥¥

8,001 yen - 15,000 yen

¥

8,000 yen or less

P = Pension

PE = People's Lodge

 = Welcome Inn member

Rate per person.

Rate per person.



Welcome Inn Reservation Center (WIRC) is

here to help you book economical accommodations at participating inns throughout the country. Our participating establishments, called "Welcome Inns", comprise a range of accommodations from hotels, business hotels, Ryokan, minshuku, pensions and Shukubo (temple lodgings) to youth hostels. Most of them have guest rooms at rates which do not exceed ¥8,000 yen per night (excluding tax and service charges) for a single room.

Reservation over the Internet

Visit our website at <http://www.itcj.jp> and apply through our system by the following deadline:

Outside Japan - 5 days ahead of your check-in date

In Japan - each Welcome Inn sets a different deadline within 5 days ahead of your check-in date

Reservation at booking counters in Japan

To take advantage of our service, you must appear in person at any of the Welcome Inn reservation counters located at the Tourist Information Centers (at Narita International Airport and Kansai International Airport) and Kyoto Tourist Information (on the 9th Fl. of JR Kyoto Sta. Bldg.).

Welcome Inn Reservation Center

c/o International Tourism Center of Japan

Kinseisha-Kanda Bldg. 3F, 3-15 Kanda-Nishikicho, Chiyoda-ku, Tokyo 101-0054

Tel:03-3233-3303 Fax:03-3233-3305



Goodwill Guide Groups like the following offer tourists

from overseas local tours guided in English or other languages. The guides are registered with JNTO and display the badge shown. As they are volunteers, there is no charge for their service. You are only expected to pay for their transportation, admission to tourist facilities if you visit any and their meals if you eat with them.

JNTO Website

www.jnto.go.jp/eng/GJ

All information, including transportation schedules, fares, prices and accommodation charges, which is contained in this leaflet is based on data as of June 2005, and is subject to change without notice. While every effort is made to ensure the accuracy of all information, regrettably errors do occasionally occur. Therefore, you should check with organizations concerned for updated and accurate information on your chosen destination. JNTO shall not be liable for any loss or damage of whatever nature that may arise as a result, directly or indirectly, from the use of any of the information or material contained in this leaflet.